

# VW EDC16 K-line Immo ON and OFF (single use)

Red Cable: +12V

Blue Cable: GND


Green Cable: CODE

Black Cable: CAN-H

White Cable: CAN-L

LED-- Power

After adjusting,  
LED-- It lights up constantly,  
and blink every two seconds



## VW EDC16 K-line immo OFF (single use)

In Universal IMMO Emulator, solder jumper **J3**

## VW EDC16 K-line immo ON (single use)

In Universal IMMO Emulator, solder jumpers **J1 and J3**

VW EDC16 K-line immo OFF or ON programs  
are single use and can only be used in one car!

This emulator replaces damaged immobiliser, instrument cluster or a car key.

Immo gets removed once the emulator is connected to the OBD socket.

In the case of losing car keys or car theft, you will be able to drive to the nearest car garage.

## USE

### EDC16 K-line – immo OFF

And

### EDC16 K-line - immo ON

(turning immo back on is impossible for certain ECUs)

#### Tested ECUs:

#### 0 281 011 XXX

- 0 281 011 856 VW T5 1.9 TDI, 2005
- 0 281 011 568 VW T5 2.5 TDI 2006/2007
- 0 281 011 883 Skoda Octavia 1.9 TDI 2004 - 2010
- 0 281 011 855 VW T5 1.9 TDI 2003
- 0 281 011 258 VW Touareg 2.5 TDI 2003 - 2010
- 0 281 011 145 VW Passat B5 2.0 TDI 2006 - mechanical ignition switch

#### 0 281 012 XXX

- 0 281 012 762 VW T5 1.9 TDI 2006 - 2010
- 0 281 012 390 VW Caddy 1.9 TDI 2003 - 2010
- 0 281 012 698 Skoda Superb 2.0 TDI 2006
- 0 281 012 696 Seat Alhambra, VW Sharan 2.0 TDI 2005 -2010
- 0 281 012 792
- 0 281 012 220 VW Golf V 1.9 TDI 2005

#### 0 281 013 XXX

- 0 281 013 440 VW Passat CC 2.0 TDI 2005 - 2009

0 281 013 302 VW Touareg 2.5 TDI 2005 - 2010

0 281 013 311 VW Passat 2.0 TDI 2005 - 2009

0 281 013 606 VW Golf V 1.9 TDI 2006

0 281 013 299 Skoda Octavia 2.0 TDI 2005 - 2011

0 281 013 228 VW Jetta 2.0 TDI 2007

### 0 281 014 XXX

0 281 014 044 VW Touran 1.9 TDI 2006 - 2010

0 281 014 004

0 281 014 064 VW Golf V 1.9 TDI 2006 - 2008

0 281 014 128 Touran1.9 TDI 2006 - 2010

0 281 014 136 Skoda Octavia 1.9 TDI 2006 - 2010

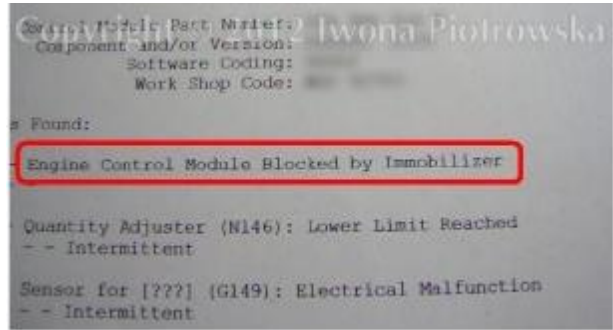
0 281 014 064 VW Golf V 1.9 TDI 2009

### 0 281 015 XXX

0 281 015 175 VW Caddy 1.9 TDI 2008

### Suitable for vehicles with 2-socket ECUs






**Before using the emulator, check if there is a connection between ECU and OBD2**

You can use a VW EDC16 K-line emulator in the following situations

When getting an **Engine Control Module Blocked by Immobiliser** fault when making connection

with ECU with a diagnostic interface or if your car starts and then dies

**16-pin OBD2 socket**




1. Connect all the wires to the OBD2 socket

**2. TURN IGNITION ON AND WAIT 20 SECONDS**

3. When ignition is turned on, connect the emulator's plug to the emulator's PCB. Once connected, blue LED flashes fast and after several seconds the LED should emit a constant light and blink every other second

4. Turn ignition OFF and disconnect emulator



### **Warning!!!**

**Due to possible construction changes of cars ,  
check signals with multimeter in the ECU plug.**