

Various ECU pinout for MPPS V18 with breakout cable

This article is available with all pinout of MPPS V18 with breakout cable.

#MAGNETI MARELLI IAW-9GF 1.2 8V

#MAGNETI MARELLI MJD 1.3 FIAT, OPEL, SUZUKI. 6JO, 6JF, 6O2, 6O3, 6F3

#MAGNETI MARELLI MJD8 1.3 FIAT. 8F2, 8F3, 8GSF, 8GSW, 8GMF, 8DF

#MAGNETI MARELLI FIAT/FORD IAW 5SF8, IAW 5SF9 , IAW 5SF3

#MAGNETI MARELLI FIAT IAW 5NF.T1

#MAGNETI MARELLI FIAT IAW 5NF.T9

#MAGNETI MARELLI FIAT IAW 4AF

#MAGNETI MARELLI FIAT IAW 59F/5AF/4AF

#MAGNETI MARELLI FIAT IAW 5SF4,IAW 5SF.XX

#SID801, SID801A, SID802, SID803, SID803A, SID804, SID805, SID806 #SID201

#SIM22, SIM24, SIM28, SIM29, SIM210

#DUCATI SIEMENS/CONTINENTAL M3C

#SIMTEC 71 (Kline), SIMTEC 71.1 (Kline), SIMTEC 71.5 (CAN) , SIMTEC 71.6 (CAN)

#SIMTEC 75 (CAN)

#OPEL SIMTEC 70

#OPEL SIMTEC 81, SIMTEC81.1

#OPEL BOSCH ME7.6.1 / ME7.6.2

#OPEL BOSCH ME155 / ME76H4

#KIA/HYUNDAI Siemens/ Continental SIM2K-34VR

#KIA/HYUNDAI Siemens/ Continental SIMK31

#MAZDA 3,5,6 DENSO RF7 ECU

#MAZDA 2 2010> 1.5 DENSO ECU

#MAZDA RX8 DENSO 64F7055

#MAZDA 3 2007 1.6 16V DENSO ECU

#OPEL 3.0CDTI DENSO VECTRA C / SIGNUM2005-2008

#OPEL 1.7CDTI 110CV,125CV DENSO ECUZ17DTJ, Z17DTR, Z17DTH,A17DTH,A17DTR #OPEL 1.7 DENSO HYBRID ECU,CORSA-C, MERIVA

#SUZUKI 1.3/1.5/1.6 DENSO 64F7055, 64F7058

#SUZUKI JIMNY 1.3 85ps DENSO 64F7055

#SUZUKI GRAND VITARA DENSO 64F7055,64F7058

#MITSUBISHI DELICA D5 2.2DID 4N14 DENSO 64F7059

#MITSUBISHI 2.5 DID 136CVL200/PAJERO-4D56/4M41

#MITSUBISHI OUTLANDER 2.2DID 4N14 DENSO 64F7059

#MITSUBISHI ASX >2009 1.8DID 4N13 DENSO 64F7058

#SUBARU FORESTER 2007 2.0D 150hp KH DENSO 64F7058 #NISSAN NAVARA/PATHFINDER 2.5DCI 174CV 2005-2009

#Volvo V50/S40 2006-2010 140/170hp 64F7058

#Volvo V70/S60/S80 140/170hp DENSO 64F7058,64F7055

#Volvo S80/XC90 4.4L V8 2007-2010 DENSO 64F7058

#Volvo XC90/S80 3.2L YC 2007 -2012 DENSO 64F7058

#Volvo XC60/V70/XC70/S80 3.0L T6 YF 2007 -2012 DENSO 64F7058 #JAGUAR/LANDROVER P3.0NA / JAGUAR XF 4.2SC DENSO 64F7058

#OPEL/SAAB TRIONIC 8

#OPEL/MAZDA/FORD BOSCH EASYTRONIC

#SIMOS 3.3A, SIMOS 3.4A, SIMOS 3PA, SIMOS 3PB, SIMOS 3PC, SIMOS 3PD, SIMOS 3PE

#VAG SIMOS 6.2

#VAG SIMOS 7.1, SIMOS 7.1A

#VAG SIMOS 9.1

#VAG BOSCH ME7.5/ME7.5-1M/ME7.1/ME71.1-1M/ME7.1.1

#VAG BOSCH ME7.5.10

#VAG BOSCH EDC15

#VAG BOSCH MED7.5.11

#VAG BOSCH ME7.5.20

#MB BOSCH EDC15C6

#FIAT BOSCH ME731 BOOT

#FIAT BOSCH ME73H4 BOOT

#FIAT BOSCH ME7.6.3

#FIAT/ALFA/LANCIA/ABARTH BOSCH ME7.9.10

#FIAT/ALFA/LANCIA BOSCH EDC15C7 SPECIAL

#HONDA BOSCH ME7.9.3

#TOYOTA BOSCH ME7.9.51

#TOYOTA BOSCH M7.9.52

#TOYOTA BOSCH M7.9.5 / ME7.9.5

#TOYOTA BOSCH EDC15C9

#PSA BOSCH M7.4.4

#PSA BOSCH ME7.4.4

#PSA BOSCH ME7.4.5

#PSA BOSCH EDC15C2 1 Connector

#PSA BOSCH EDC15C2 3 Connectors SPECIAL

#JEEP/CHRYSLER BOSCH EDC15C5

#HYUNDAI BOSCH/KEFICO ME7.9.0

#KIA/HYUNDAI/HONDA/FIAT BOSCH EDC15C7

#VOLVO BOSCH EDC15C3

#VOLVO BOSCH EDC15C11

#VOLVO BOSCH ME7.0

#VOLVO BOSCH EDC16C31

#VOLVO BOSCH EDC16C34

#SUZUKI MAGNETI MARELLI 8DS

#SMART BOSCH ME7.7.0

#SMART BOSCH EDG15C-5.X

#LAND ROVER RANGE ROVER AJ33 4.2 DENSO 64F7058

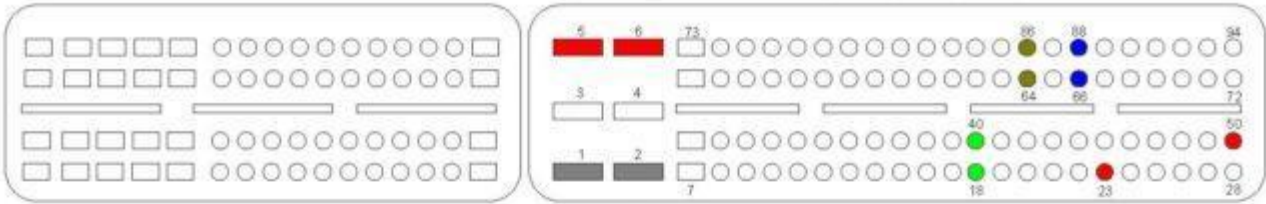
#MB BOSCH EDC15C6

#BMW BOSCH EDC15C4 SPECIAL

#LAND ROVER EDC15C4 SPECIAL

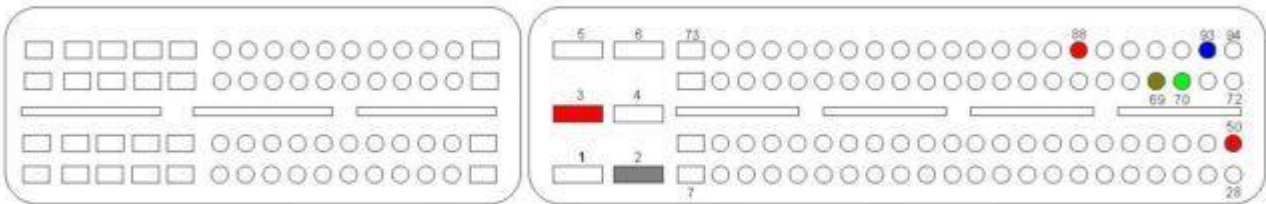
Various ECU pinout for MPPS V18 one by one:

MAGNETI MARELLI MJD 1.3 FIAT, OPEL, SUZUKI. 6JO, 6JF, 6O2, 6O3, 6F3




+12V	GND	CANH	CANL	KLINE FIAT	KLINE OPEL
5,6,23,50	1,2	64,86	18,40	88	88

MAGNETI MARELLI MJD8 1.3 FIAT. 8F2, 8F3, 8GSF, 8GSW, 8GMF, 8DF
SUZUKI 8DS




+12V	GND	CANH	CANL	KLINE
3,50,88	2	69	70	93

MAGNETI MARELLI FIAT/FORD IAW 5SF8, IAW 5SF9 , IAW 5SF3




+12V	GND	CANH	CANL	KLINE
1,16	15	50	49	10

MAGNETI MARELLI FIAT IAW 5NF.T1



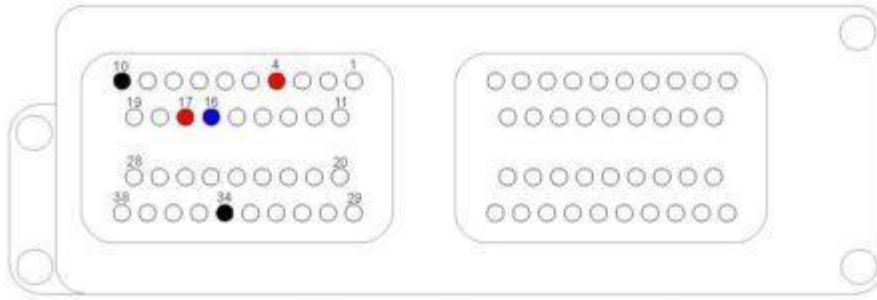
+12V	GND	KLINE
1, 16	15	10

MAGNETI MARELLI FIAT IAW 5NF.T9



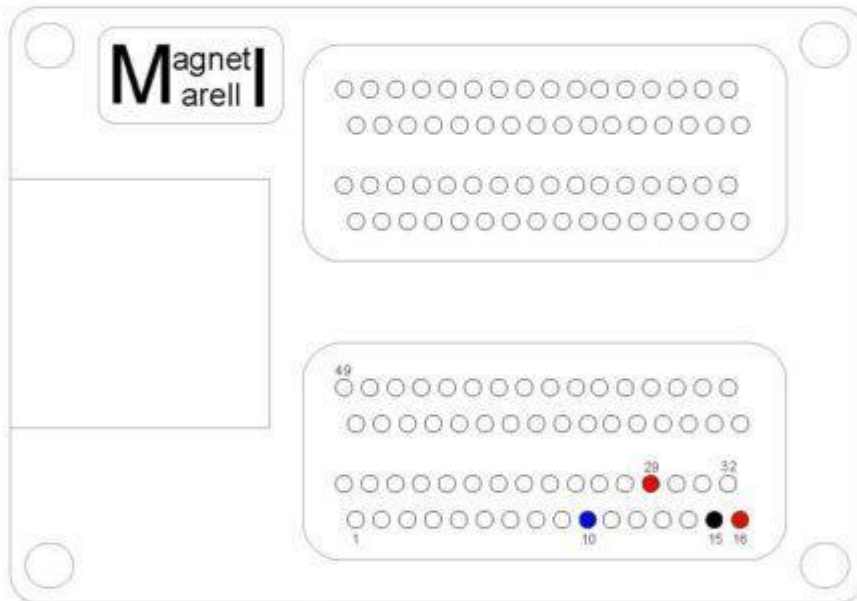
+12V	GND	KLINE
12, 16, 29	15	10

MAGNETI MARELLI FIAT IAW 59F/5AF/4AF



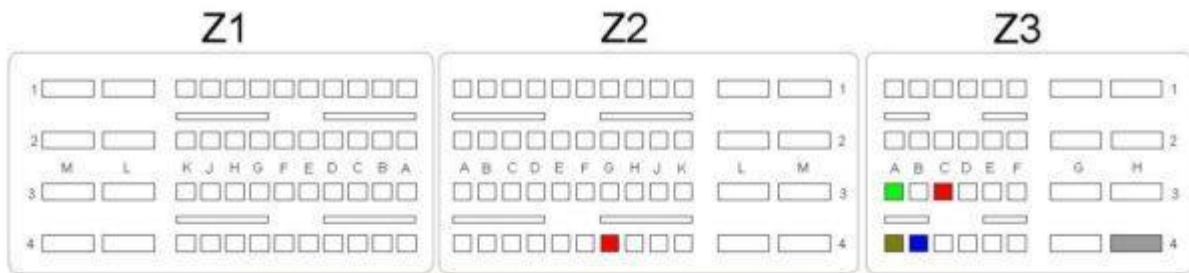
+12V	GND	KLINE
4,17	10,34	16

MAGNETI MARELLI FIAT IAW 5SF4,IAW 5SF.XX



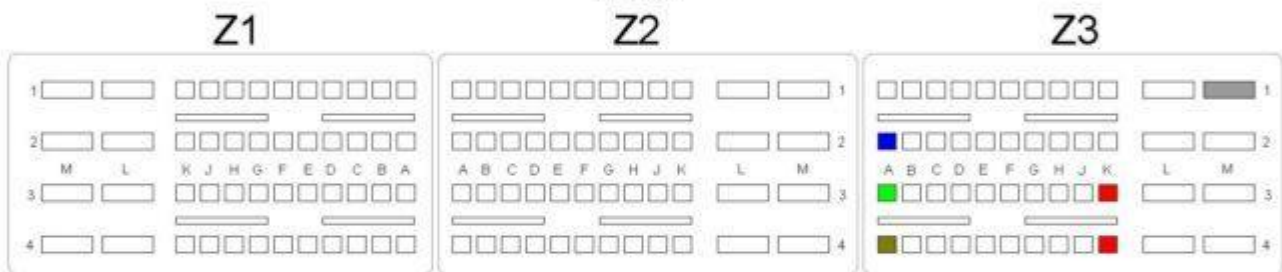
+12V	GND	KLINE
16,29	15	10

SID801, SID801A, SID802, SID803, SID803A, SID804, SID805, SID806




+12V	GND	CANH	CANL	KLINE
Z3 - C3, Z2 - G4	Z3 - H4	Z3 - A4	Z3 - A3	Z3 - B4

SID201




+12V	GND	CANH	CANL	KLINE
Z3 - K3, Z3 - K4	Z3 - M1	Z3 - A4	Z3 - A3	Z3 - A2

SIM22, SIM24, SIM28, SIM29, SIM210



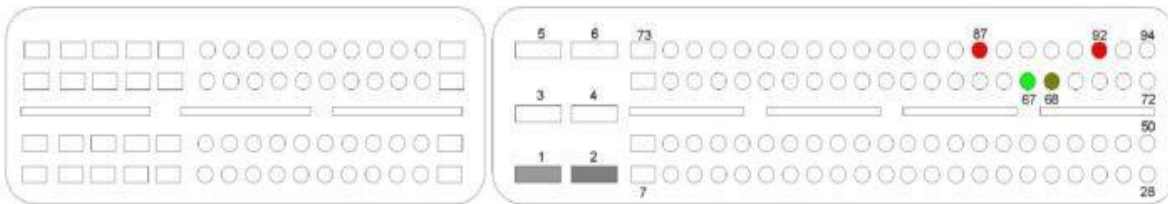
+12V	GND	CANH	CANL
F8, F9, F21	F7	F31	F19

VAG
SIMOS 3.3A, SIMOS 3.4A, SIMOS 3PA, SIMOS 3PB, SIMOS 3PC, SIMOS 3PD, SIMOS 3PE,
SIMOS 7.1, SIMOS 7.1A




+12V	GND	KLINE
3, 23, 62	1, 2	17

VAG SIMOS 6.2



+12V	GND	CANH	CANL
87, 92	1, 2	66	67

DUCATI SIEMENS/CONTINENTAL M3C



+12V	GND	CANH	CANL
A4, B4	M4	B1	C1

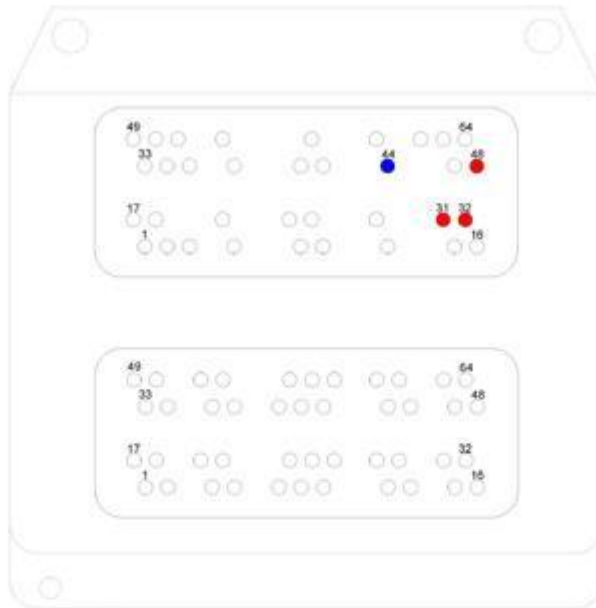
VAG SIMOS 9.1



+12V	KLINE	GND
4, 37	88	2

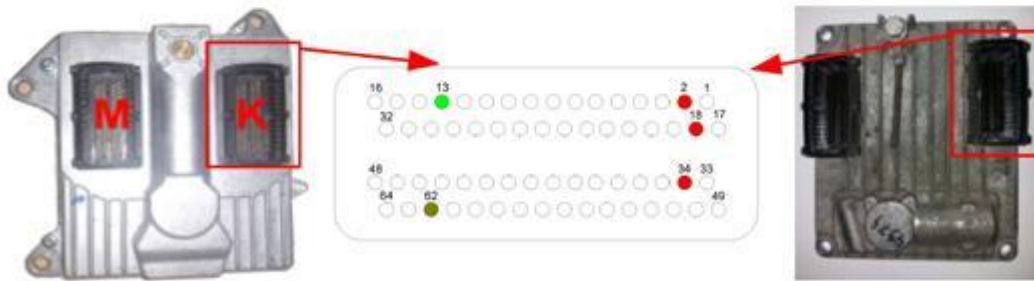


OPEL SIMTEC 70




+12V	GND	KLINE
31,32,48	ECU Case	44

OPEL SIMTEC 81, SIMTEC81.1



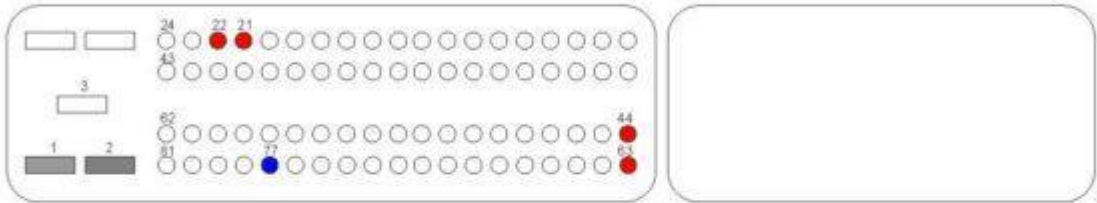
+12V	GND	CANH	CANL
2,18,34	ECU Case	62	13

KIA/HYUNDAI Siemens/ Continental SIM2K-34VR




+12V	GND	KLINE
29,30	28	56

KIA/HYUNDAI Siemens/ Continental SIMK31



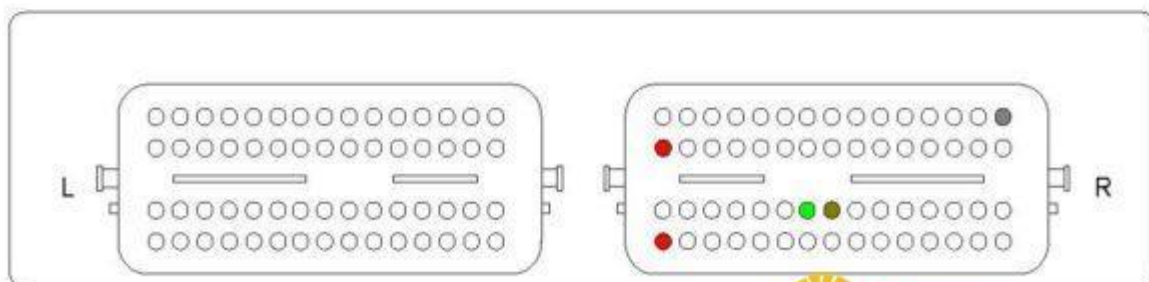
+12V	GND	KLINE
21,22,44,63	1,2	77

MAZDA 3,5,6 DENSO RF7 ECU



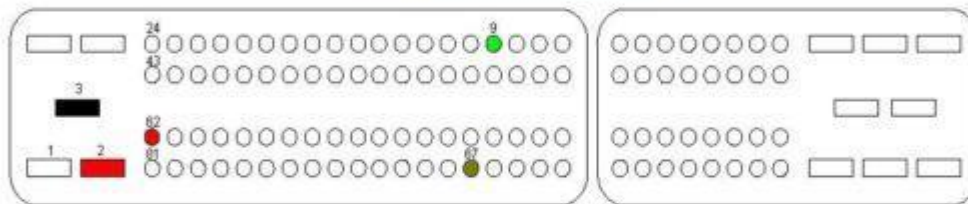
+12V	+12V AFTER MAIN RELAY ON	+12V IGNITION	CANH	CANL	GND
121	119,120	107	95	97	1,2,3

MAZDA 2 2010> 1.5 DENSO ECU



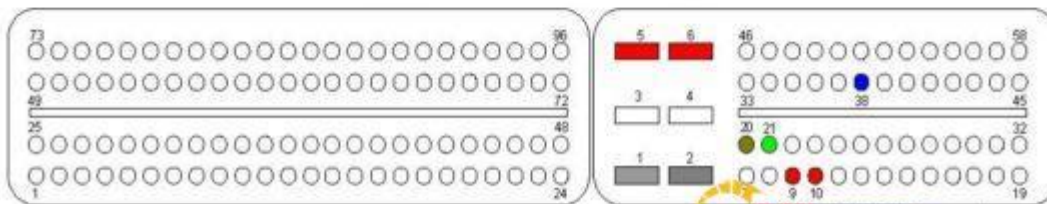
+12V	CANL	CANH	GND
1	2	3	4

**OPEL 3.0CDTI DENSO VECTRA C / SIGNUM
2005-2008**



+12V	GND	CANH	CANL
262	3	67	9

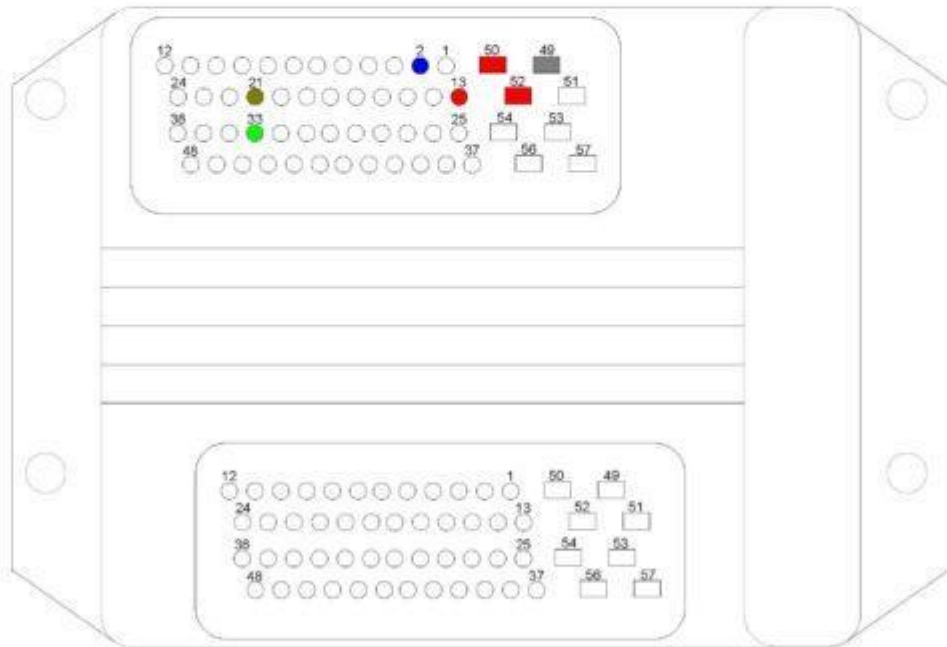
**OPEL 1.7CDTI 110CV,125CV DENSO ECU
Z17DTJ, Z17DTR, Z17DTH,A17DTH,A17DTR
ASTRAH, ASTRAJ, ZAFIRA B , CORSA D, MERIVA B,
TIGRA B**



OBDexpress.co.uk


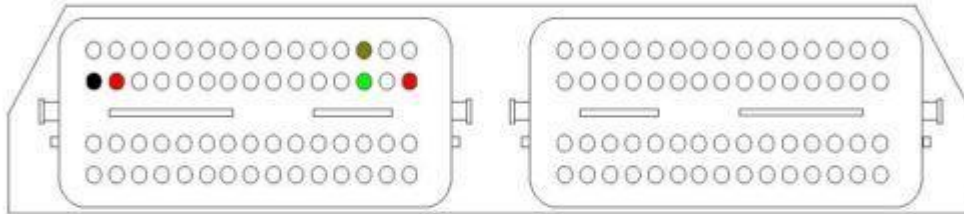
+12V	+12V IGNITION	CANH	CANL	KLIVE	GND
5,6	9,10	20	21	38	1,2

OPEL 1.7 DENSO HYBRID ECU,
CORSA-C, MERIVA





+12V	+12V IGNITION	GND	CANH	CANL	KLINE
50,52	13	49	21	33	2


SUZUKI 1.3/1.5/1.6 DENSO 64F7055,64F7058



**MITSUBISHI 2.5 DID 136CV
L200/PAJERO-4D56/4M41
SUBARU FORESTER 2007 2.0D 150hp KH DENSO 64F7058**

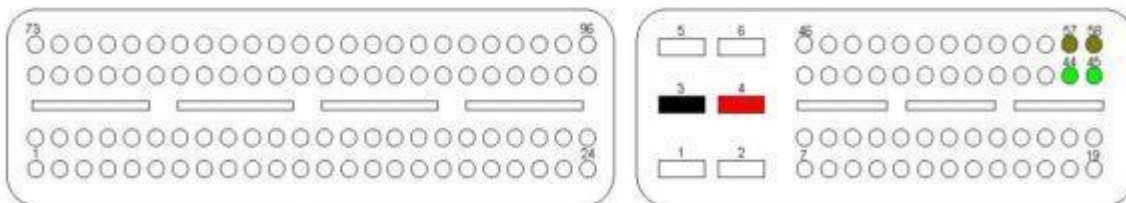


NISSAN NAVARA/PATHFINDER 2.5DCI 174CV 2005-2009



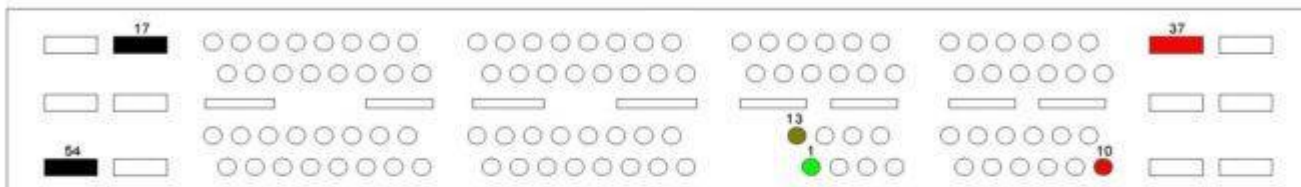
+12V	CANH	CANL	GND
120	95	87	114

Volvo V50/S40 2006-2010 140/170hp DENSO 64F7058



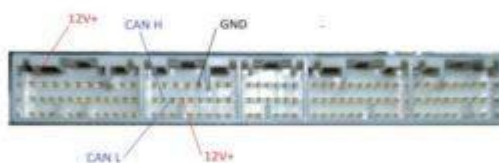
+12V	CANH	CANL	GND
4	57.50	44.45	3

Volvo V70/S60/S80 140/170hp DENSO 64F7058,64F7055



+12V	CANH	CANL	GND
10, 37	13	1	54, 17

MAZDA RX8 DENSO 64F7055

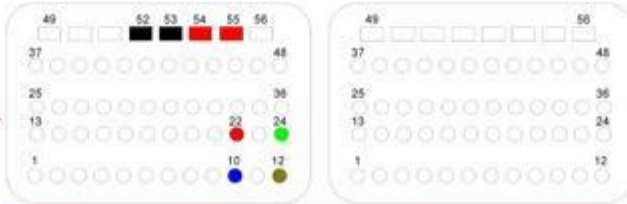


SUZUKI JIMNY 1.3 85ps DENSO 64F7055



+12V	CANH	CANL	GND
------	------	------	-----

MAGNETI MARELLI IAW-9GF 1.2 8V



+12V	CANH	CANL	GND	KLINE
22,54,55	12	24	52,53	10

OPEL/SAAB TRIONIC 8



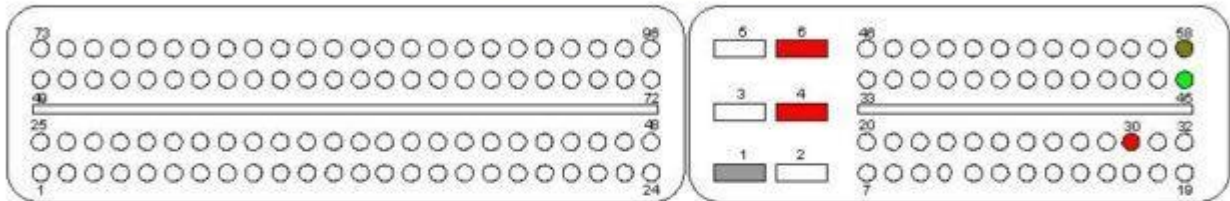
+12V	CANH	CANL	GND
2,3	5	6	32

OPEL/MAZDA/FORD BOSCH EASYTRONIC



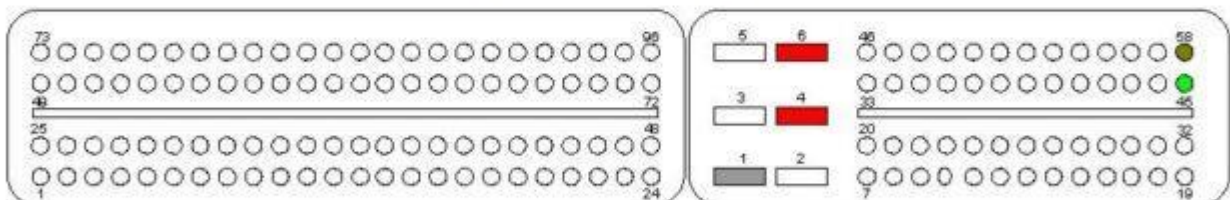
+12V	KLINE	GND
47,49	45	48

Volvo S80/XC90 4.4L V8 2007-2010 DENSO 64F7058



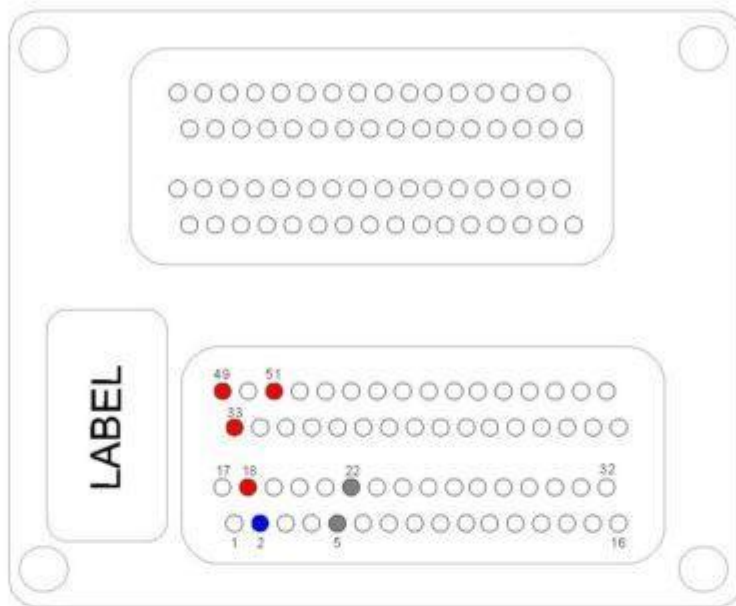
+12V	+12V/IGNITION	CANH	CANL	GND
46	30	58	45	1

JAGUAR/LANDROVER P3.0NA / JAGUAR XF 4.2SC DENSO 64F7058



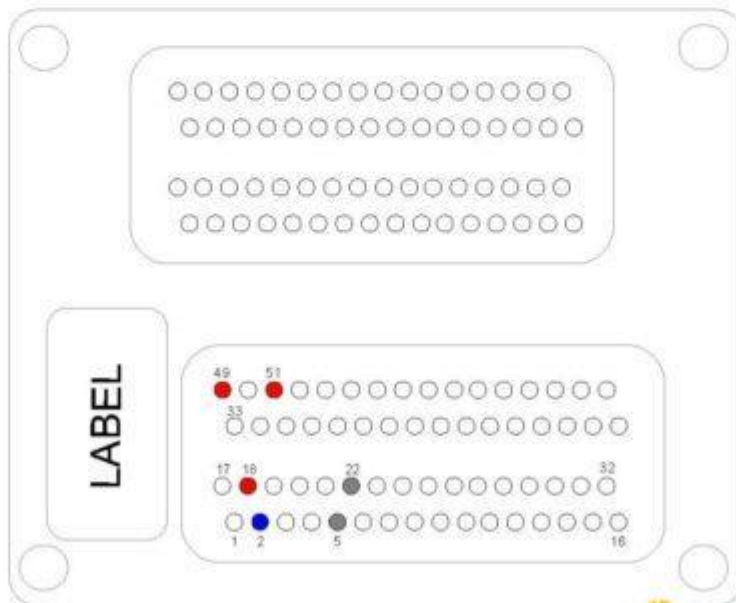
+12V	CANH	CANL	GND
46	58	45	1

OPEL BOSCH ME7.6.1 / ME7.6.2



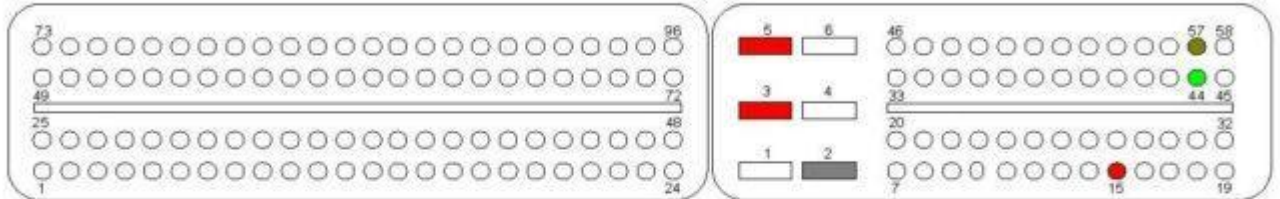
+12V	+12V IGNITION	KLINE	GND
18,33,49	51	2	5,22

OPEL BOSCH ME155/ME76H4




+12V	+12V IGNITION	KLINE	GND
18,49	51	2	5,22

Volvo XC90/S80 3.2L YC 2007 - 2012 DENSO 64F7058
Volvo XC60/V70/XC70/S80 3.0L T6 YF 2007 - 2012 DENSO 64F7058



+12V	+12V IGNITION	CANH	CANL	GND
3,8	15	57	44	2

VAG BOSCH ME7.5/ME7.5-1M/ME7.1/ME71.1-1M/ME7.1.1



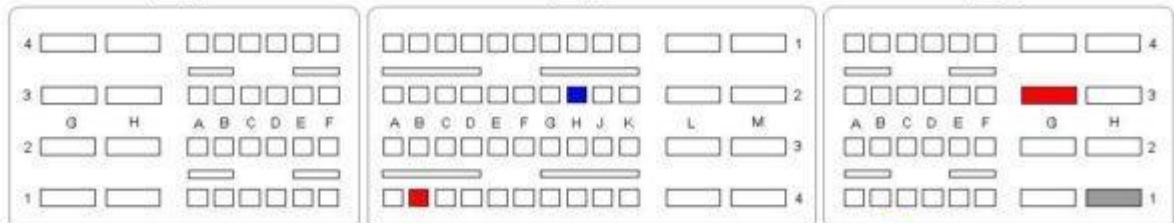
+12V	KLINE	GND
3,21,62	93	1,2

PSA BOSCH ME7.4.4

Z1

Z2

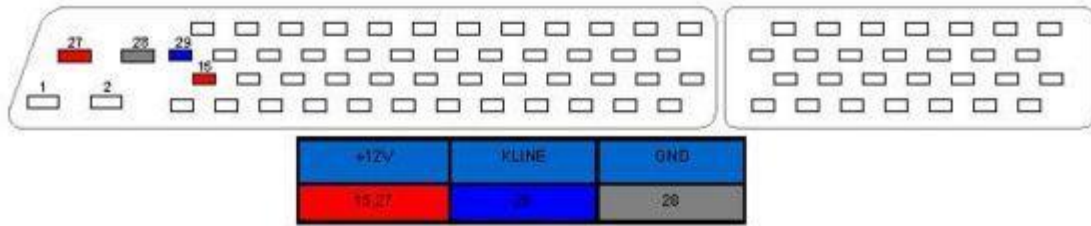
Z3



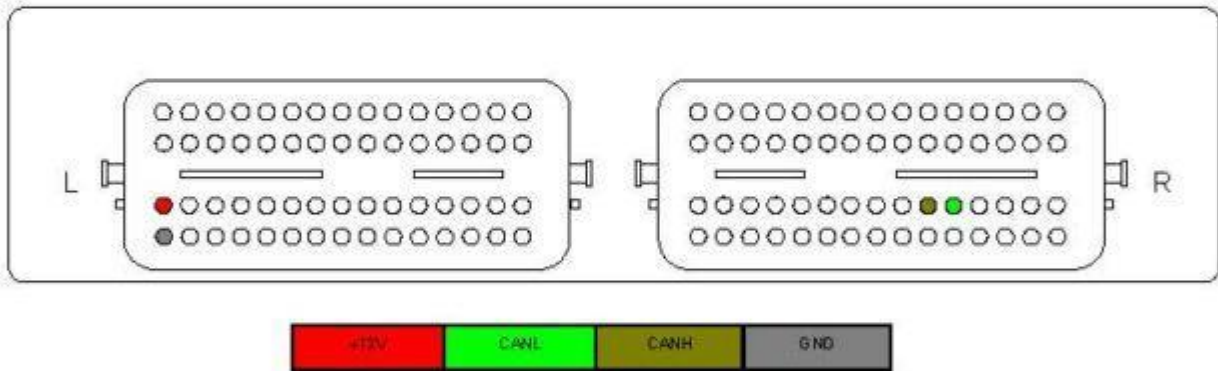
+12V	KLINE	GND
Z3-04, Z3-00	Z3-40	Z3-H1



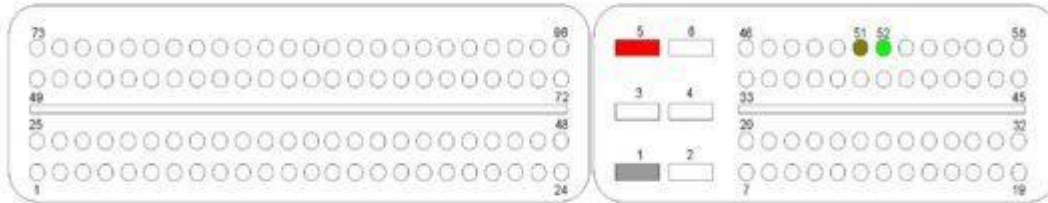
VAG BOSCH ME7.5.10



MAZDA 3 2007 1.6 16V DENSO ECU

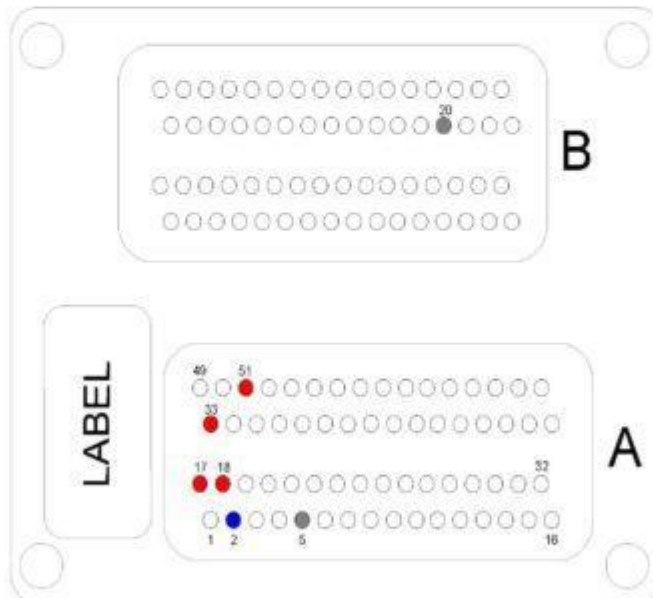


MITSUBISHI DELICA D5 2.2DID 4N14 DENSO 64F7059
MITSUBISHI OUTLANDER 2.2DID 4N14 DENSO 64F7059
MITSUBISHI PAJERO >2009 3.2DID 4M41 DENSO 64F7058
MITSUBISHI L200 >2009 2.5DID 4D56 DENSO
MITSUBISHI ASX >2009 1.8DID 4N13 DENSO 64F7058



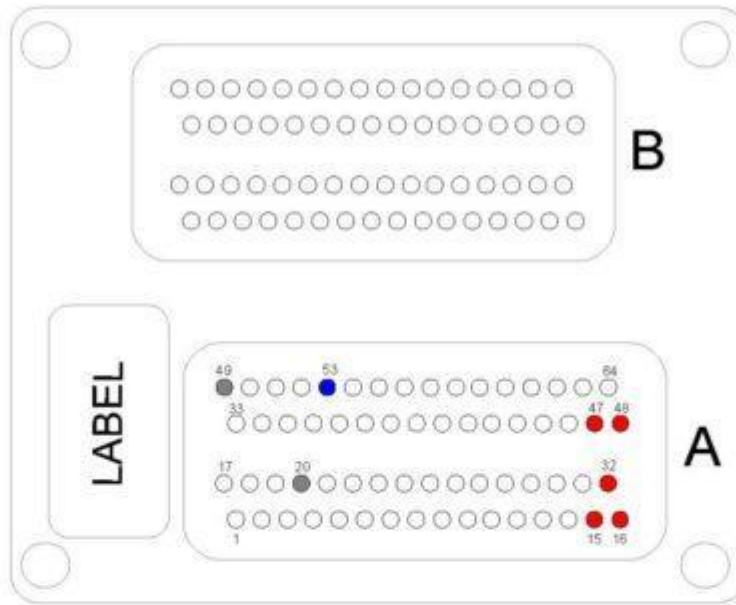
+12V	CANH	CANL	GND
5	51	52	1

FIAT BOSCH ME73H4



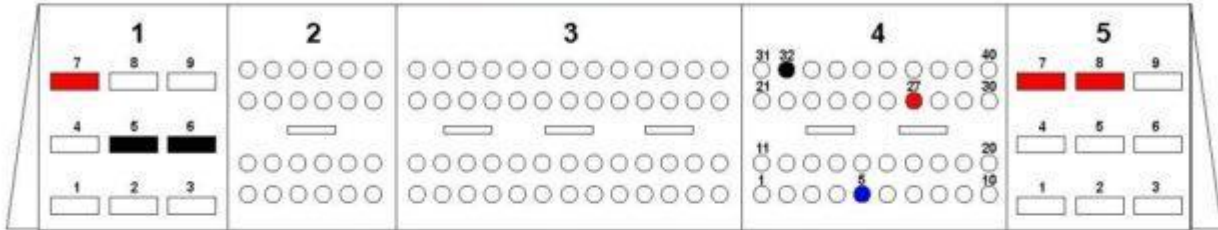
+12V	+12V IGNITION	#LINE	GND	BOOTPW
A17 A18 A33	A51	A2	A5	B20 connect to GND

FIAT BOSCH ME731




+12V	KLINE	GND	BOOTPIN
A15,A16,A32, A47,A48	A53	A49	A20 connect to GND

HONDA BOSCH ME7.9.3



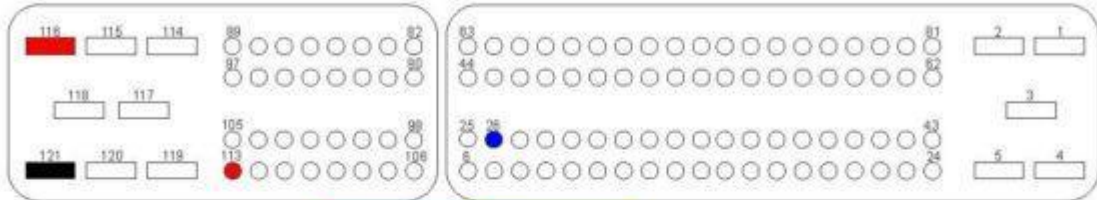
+12V	KLINE	GND	SCS
C1-7, C4-27, C5-7, C5-8	C4-5	C1-5, C1-6	C4-32 Connect to GND

TOYOTA BOSCH ME7.9.51




+12V	KLINE	GND	CANH	CASL
113, 116	87	121	97	89

TOYOTA BOSCH M7.9.52



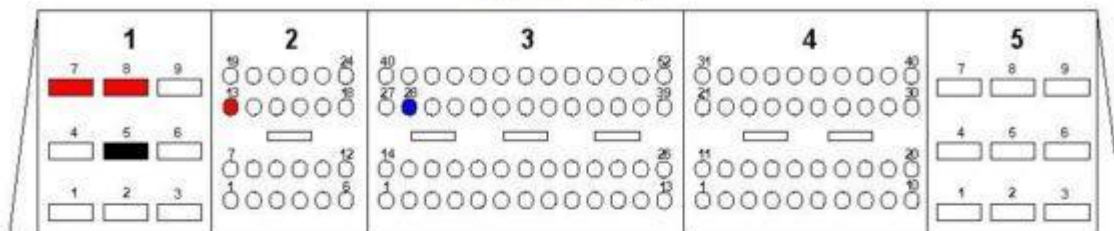
+12V	KLINE	GND
113, 116	26	121

TOYOTA BOSCH M7.9.5 / ME7.9.5



+12V	KLINE	GND
4, 40	24	1, 2, 3

MB BOSCH EDC15C6



+12V	KLINE	GND
C1 - 7, C1 - 8 C2 - 13	C3 - 28	C1 - 5

PSA BOSCH EDC15C2 1 Connector



Normal or Recovery Mode Pins

+12V	KLINE	GND
29, 66	38	49, 51, 53

Special Mode Pins

GND	FX 15500 - 16100 Hz Square Wave 0.5V	FY 15500-16100 Hz Square Wave Inverted 0.5V	FZ 9000 - 10200 Hz Square Wave 0.5V
74	14	41	18

FLASH - 29F400BT
EEPROM - 95P08

If ecu is Virgin do not need to use Special Mode Pins. In Special Mode you need to use both Normal or Recovery Mode Pins and Special Mode Pins.

This connection method bypass immobiliser. In other Modes do not use Special mode pins. How to make frequency generator read [FREQUENE DCTS](#) manual document which u can download from [downloads](#) section.

PSA BOSCH ME7.4.5




CPU – ST10F275
EEPROM – 95320

Z1

Z2

Z3




+12V	KLINE	GND	CANH	CANL
Z3 - F4, Z3 - H2	Z3 - B4	Z3-H4	Z3 - A3	Z3 - A4

MAGNETI MARELLI FIAT IAW 4AF




IAW 4AF HW204 IAW 4AF HW407
CPU – ST10F168 CPU – ST10F269
EEPROM – 95160 EEPROM – 95160




+12V	KLINE	GND
29, 47	25	27, 28

VAG BOSCH EDC15



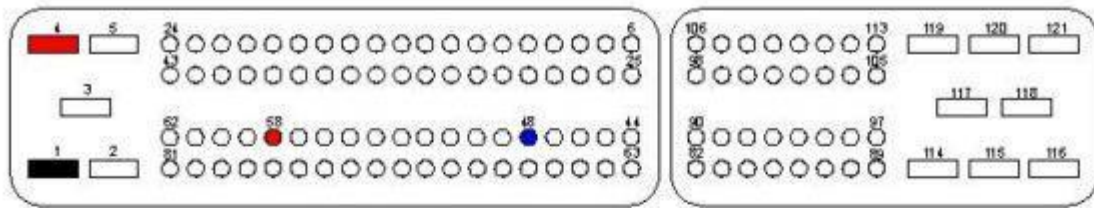
+12V	KLINE	GND
2, 37	16	4, 5

JEEP/CHRYSLER BOSCH EDC15C5



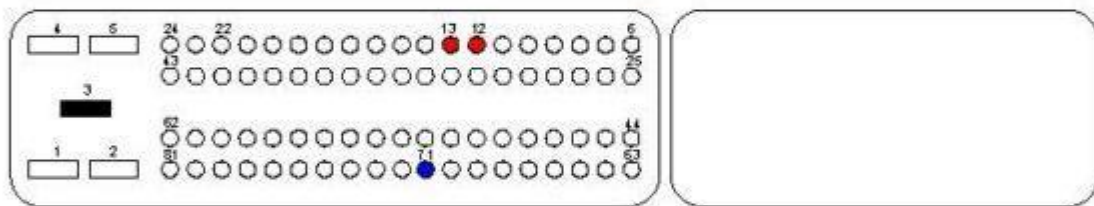
+12V	KLINE	GND
4, 22	82	1

KIA/HYUNDAI/HONDA/FIAT BOSCH EDC15C7



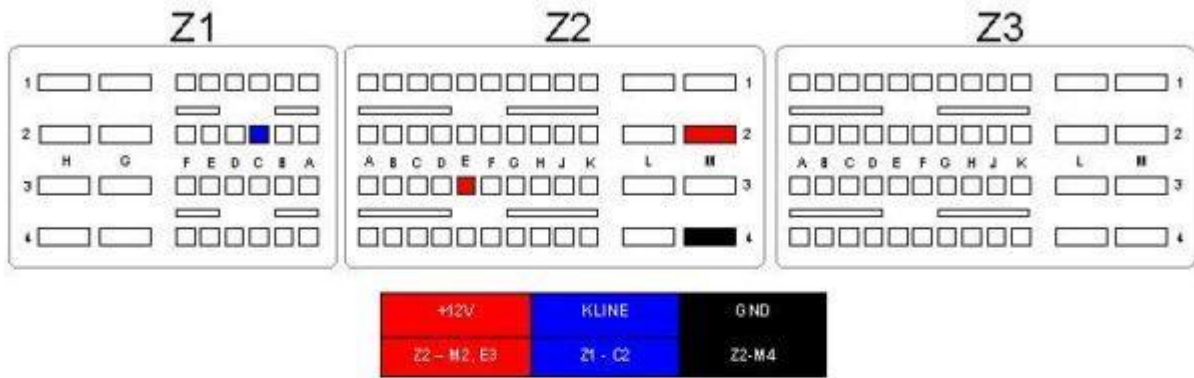
+12V	KLINE	GND
4, 58	48	1

HYUNDAI BOSCH/KEFICO ME7.9.0

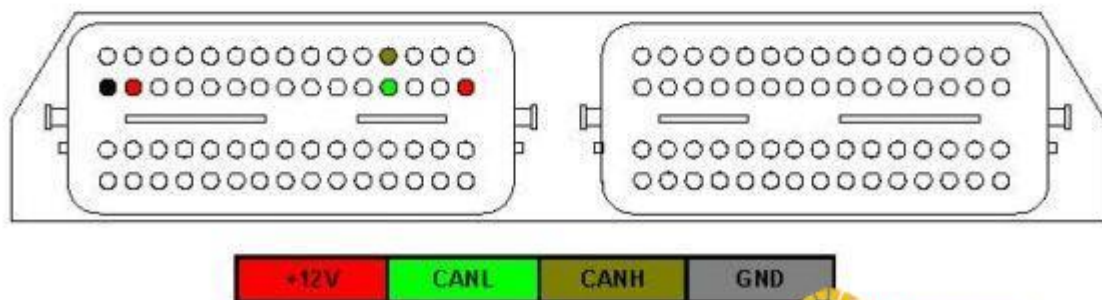


+12V	KLINE	GND
12, 19	71	3


VOLVO BOSCH EDC15C3



SUZUKI GRAND VITARA DENSO 64F7055,64F7058



VAG BOSCH MED7.5.11

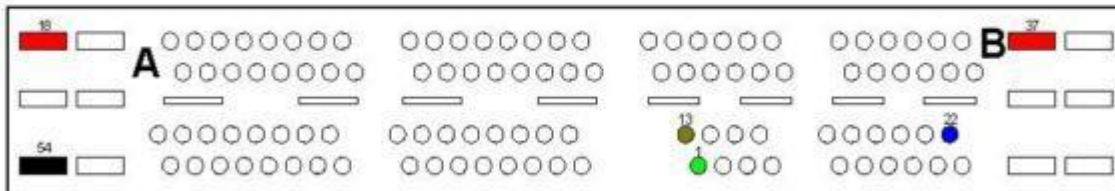


+12V	KLINE	GND
3,62,81	59	1

VOLVO BOSCH EDC15C11



FLASH - 25F 400BT
 EEPROM - 95P08
 KLINE - used for recovery mode (when flash is blank)
 CAN - used in normal mode (when flash is ok)

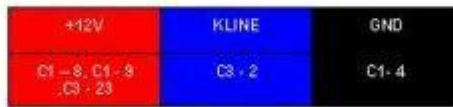
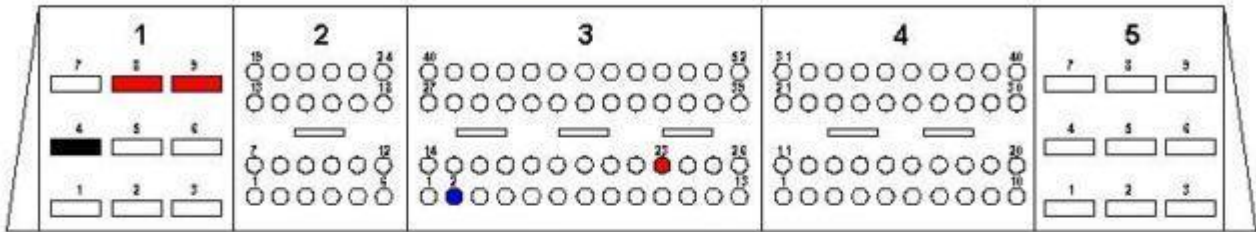


+12V	KLINE	CANH	CANL	GND
A18, B37	B22	B13	B1	A54


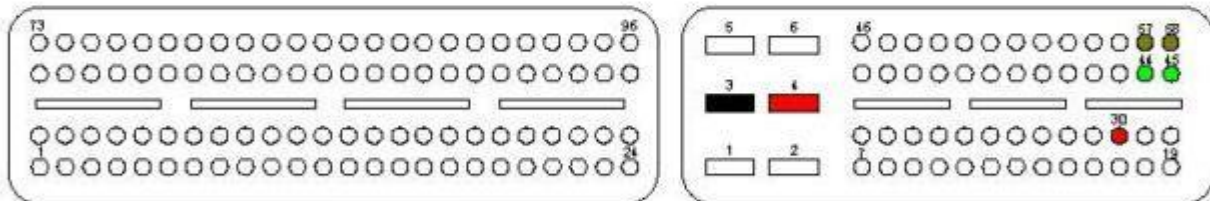
TOYOTA BOSCH EDC15C9



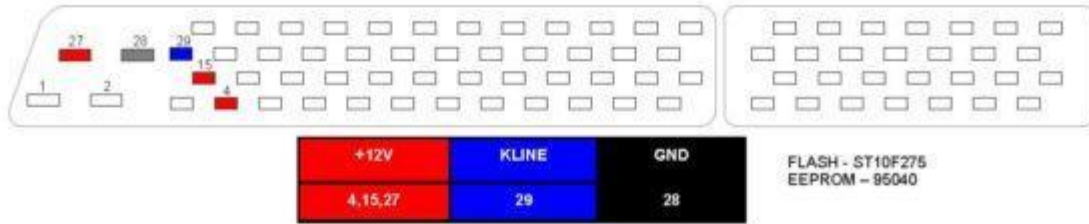
FLASH - 29F400BT
EEPROM - 95P08



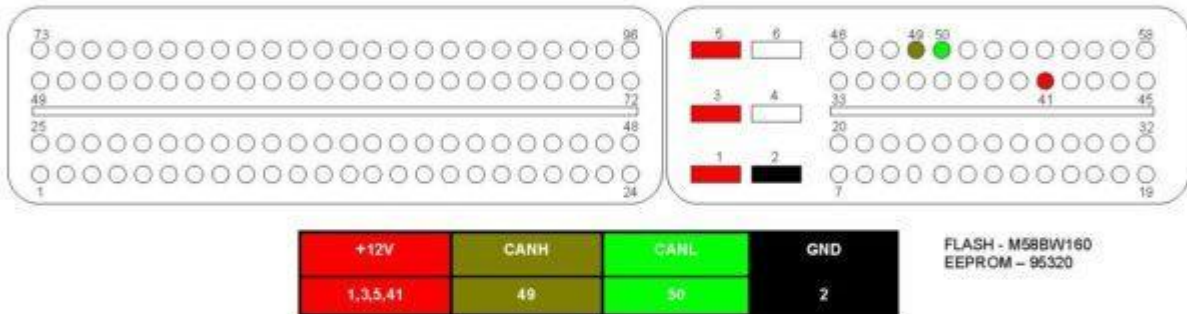
LAND ROVER RANGE ROVER AJ33 4.2 DENSO 64F7058



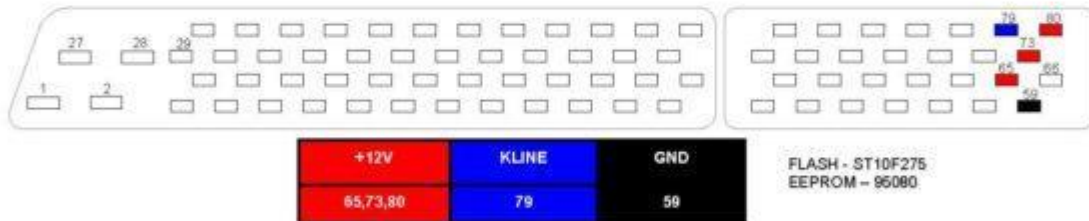
VAG BOSCH ME7.5.20



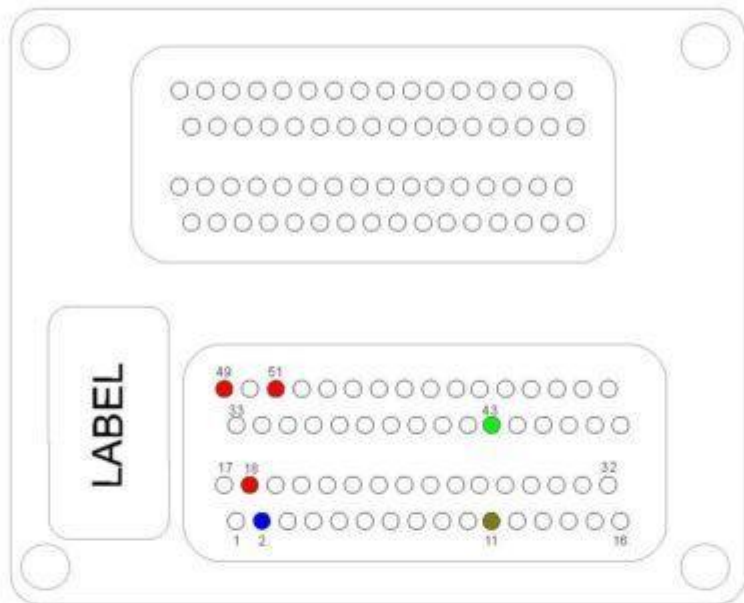
VOLVO BOSCH EDC16C31



SMART BOSCH ME7.7.0



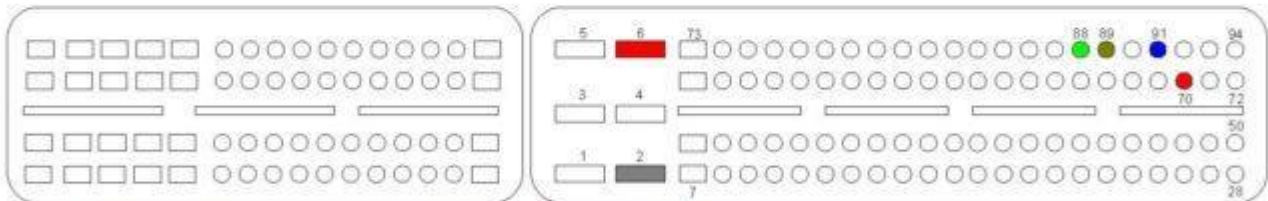
FIAT BOSCH ME7.6.3



FLASH - ST10F276
EEPROM - 95080
hardware works by KLINE ONLY

+12V	KLINE	CANH	CANL	GND
18, 49, 51	2	11	43	ECU Case

FIAT/ALFA/LANCIA/ABARTH BOSCH ME7.9.10



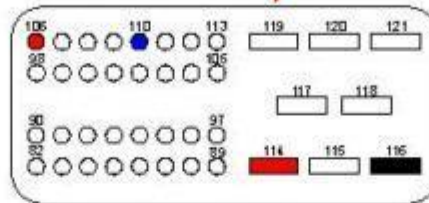
+12V	GND	CANH	CANL	KLINE
6, 70	2	89	88	91

FLASH - ST10F276
EEPROM - 95160
hardware works by KLINE ONLY

SMART BOSCH EDG15C-5.X

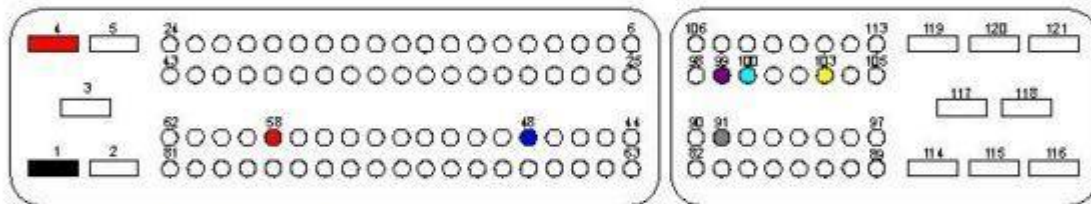


FLASH - 29F400BT
EEPROM - 95P08



+12V	KLINE	GND
106, 114	110	116

FIAT/ALFA/LANCIA BOSCH EDC15C7 SPECIAL



Normal or Recovery Mode Pins

+12V	KLINE	GND
4, 58	48	1

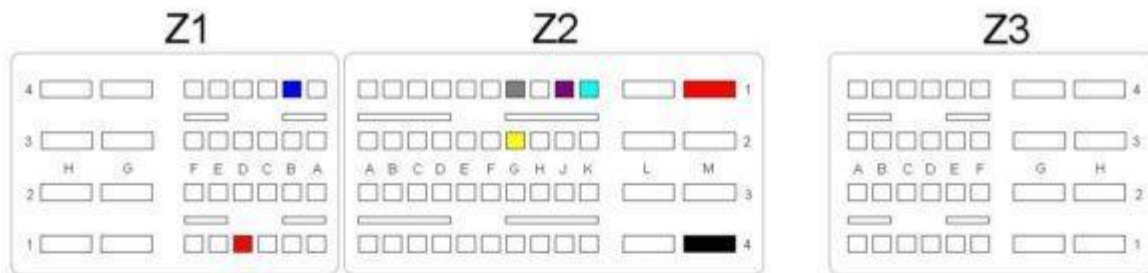
Special Mode Pins

GND	F1 15500-16100 Hz Square Wave 0.5V	F3 15500-18100 Hz Square Wave 0.5V	F2 9800 - 10200 Hz Square Wave 0.5V
91	100	95	103

FLASH - 29F400BT
EEPROM - 95P08

If ecu is Virgin do not need to use Special Mode Pins. In Special Mode you need to use both Normal or Recovery Mode Pins and Special Mode Pins. This connection method bypass immobiliser. In other Modes do not use Special mode pins. How to make frequency generator read [FREQUENEDC15](#) manual document which u can download from [downloads](#) section.

PSA BOSCH EDC15C2 3 Connectors SPECIAL



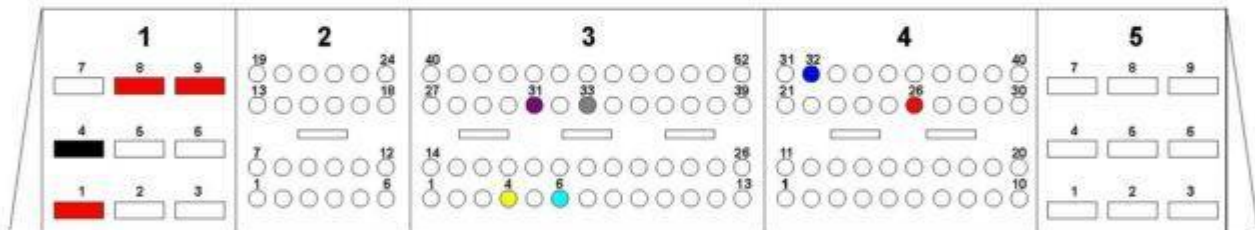
Normal or Recovery Mode Pins		
+12V	KLINE	GND
Z1 - D1, Z2 - M1	Z1 - B4	Z2 - M4

Special Mode Pins			
GND	FX 15500-16100 Hz Square Wave 0/5V	FY 15500-16100 Hz Square Wave Inverted 0/5V	FZ 9800 - 10200 Hz Square Wave 0/5V
Z2 - G1	Z2 - K1	Z2 - J1	Z2 - G2

FLASH - 29F400BT
EEPROM - 95P08

If ecu is Virgin do not need to use Special Mode Pins. In Special Mode you need to use both Normal or Recovery Mode Pins and Special Mode Pins. This connection method bypass immobiliser. In other Modes do not use Special mode pins. How to make frequency generator read [FREQUENEDC15](#) manual document which u can download from [downloads](#) section.

BMW BOSCH EDC15C4 SPECIAL LAND ROVER EDC15C4 SPECIAL



Normal or Recovery Mode Pins		
+12V	KLINE	GND
1 - 1,8,9 4 - 26	4 - 32	1 - 4

Special Mode Pins			
GND	FX 15500-16100 Hz Square Wave 0/5V	FY 15500-16100 Hz Square Wave Inverted 0/5V	FZ 9800 - 10200 Hz Square Wave 0/5V
3 - 33	3 - 6	3 - 31	3 - 4

FLASH - 29F400BT
EEPROM - 95P08

If ecu is Virgin do not need to use Special Mode Pins. In Special Mode you need to use both Normal or Recovery Mode Pins and Special Mode Pins. This connection method bypass immobiliser. In other Modes do not use Special mode pins. How to make frequency generator read [FREQUENEDC15](#) manual document which u can download from [downloads](#) section.

VOLVO BOSCH EDC16C34




FLASH - M58BW180
EEPROM - 95180

Z1

Z2

Z3



+12V	CANH	CANL	GND
Z3 - G1, Z3 - C3	Z3 - A4	Z3 - A3	Z3 - H4

