


# FORD MONDEO 2007

VERSION 1:




USE CABLE C4, OPEN BACK COVER FROM DASH, CAREFULLY, THEN LOCATE EPROM MEMORY, AND CLIP IT CHECKING PIN 1 AS SHOWN OF PHOTO BELOW:




VERSION 2:



USE CABLE C12 - HCS12, OPEN ALL DASH, PLEASE MAKE IT CAREFULLY, THEN SOLDER CABLE LEADS ACCORDING TO COLOURS AS SHOWN ON THE PHOTO BELOW:



ALSO WE CAN USE SPECIFIC CABLE C43, LIKE YOU CAN SEE ON NEXT PHOTO:



VERSION 3:



USE CABLE C12 - HCS12, OPEN ALL DASH, PLEASE MAKE IT CAREFULLY, THEN SOLDER CABLE LEADS ACCORDING TO COLOURS AS SHOWN ON THE PHOTO BELOW:

