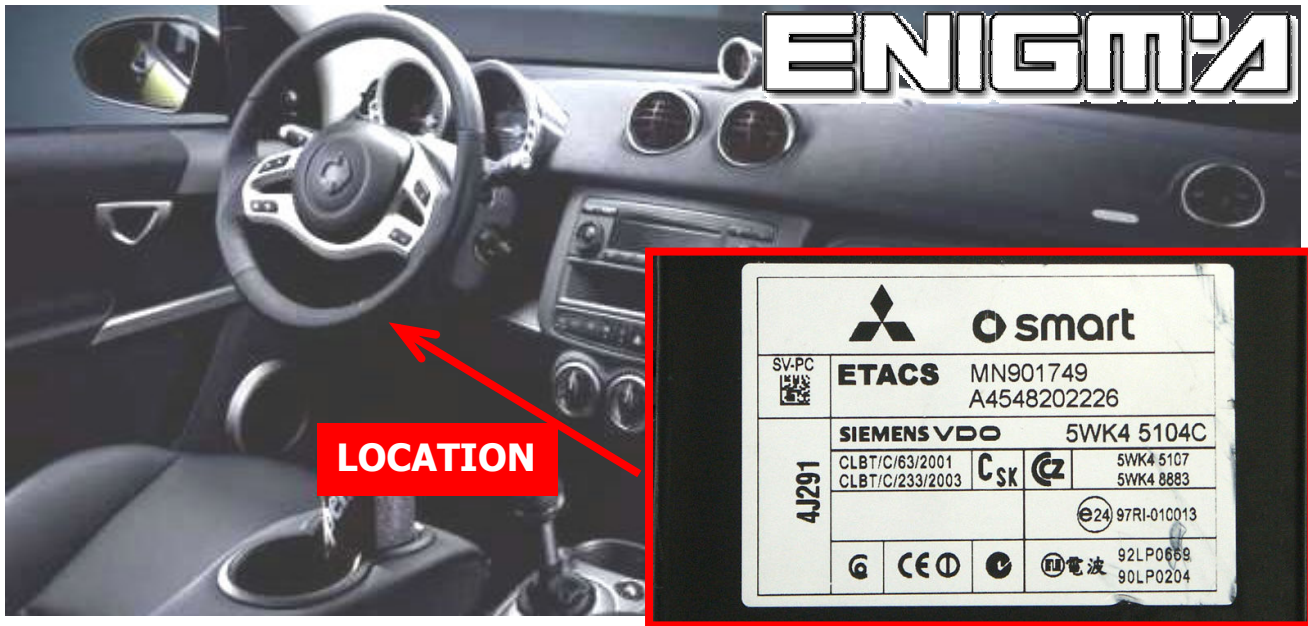












SMART FORFOUR ETACS



			
SV-PC 	ETACS	MN901749	A4548202226
4J291	SIEMENS VDO		5WK4 5104C
	CLBT/C/63/2001	 	5WK4 5107
	CLBT/C/233/2003		5WK4 8883
			97RI-01C013
			 92LP0669 90LP0204

USE CABLE C12, LOCATE MODUL, BACK OF FUSES BOX, REMOVE IT, OPEN ALL CAREFULLY, THEN CONNECT OR SOLDER CABLE LEADS ACCORDING TO COLOUR AS SHOWN OF PHOTO BELOW:

