

BMW Airbag Reset Tool

BMW airbag sensor after car crash and airbag deployment can be locked (Control unit faulty) and must be replaced. Even after small accident Airbag sensor will write in internal memory special error message "crash data stored" or "computer fault" and after you need to exchange very expensive sensor to new one. With our BMW Airbag Reset Tool you can reset and repair airbag computer in your office in 1 minute.



We are glad to present new device for BMW Airbag repair. You can see some differences between old and new devices below:

	Link to PC	Read DTC Errors	Clear DTC Errors	Clear Crash Data	EEPROM Read/Write
Old Tool	Serial COM1	+/-	+	+/-	-
New Tool	USB	+	+	+	+

+/- supported units ZAE, MRSZ, MRSZ3, MRSZ4 (not all)

+ supported units BAE, ZAE, ZAE2, MRSZ, MRSZ2, MRSZ3, MRSZ4

There are few major types of BMW Airbag ECU`s:

1. BAE



No need to remove from car!

EEPROM read/write, Crash Data clear, Error Memory read/erase.

Pin 9 - K line

Pin 5 - +12V

Pin 6 - GND

2. ZAE

No picture

No need to remove from car!

EEPROM read/write, Crash Data clear, Error Memory read/erase.

Pin 9 – K line

Pin 5 - +12V

Pin 6 - GND

3. ZAE2

No picture

No need to remove from car!

EEPROM read/write, Crash Data clear, Error Memory read/erase.

Pin 9 – K line

Pin 5 - +12V

Pin 6 - GND

4. MRSZ



No need to remove from car!

EEPROM read/write, Crash Data clear, Error Memory read/erase.

Pin 9 – K line

Pin 5 - +12V

Pin 6 - GND

5. MRSZ2



No need to remove from car!
 EEPROM read/write, Crash Data clear, Error
 Memory read/erase.

Pin 9 – K line
 Pin 5 - +12V
 Pin 6 - GND

6. MRSZ3 – Temic



On Board only!
 EEPROM read/write, Crash Data clear, Error
 Memory read/erase.

Pin 9 – K line
 Pin 5 - +12V
 Pin 6 - GND

7. MRSZ3 – Bosch




No need to remove from car!

EEPROM read/write, Crash Data clear, Error Memory read/erase.

Pin 9 – K line
 Pin 5 - +12V
 Pin 6 - GND

8. MRSZ4 – Temic



No need to remove from car!

EEPROM read/write, Crash Data clear, Error Memory read/erase.

Pin 9 – K line
 Pin 5 - +12V
 Pin 6 - GND

9. MRSZ4 – Bosch



No need to remove from car!

EEPROM read/write, Crash Data clear, Error Memory read/erase.

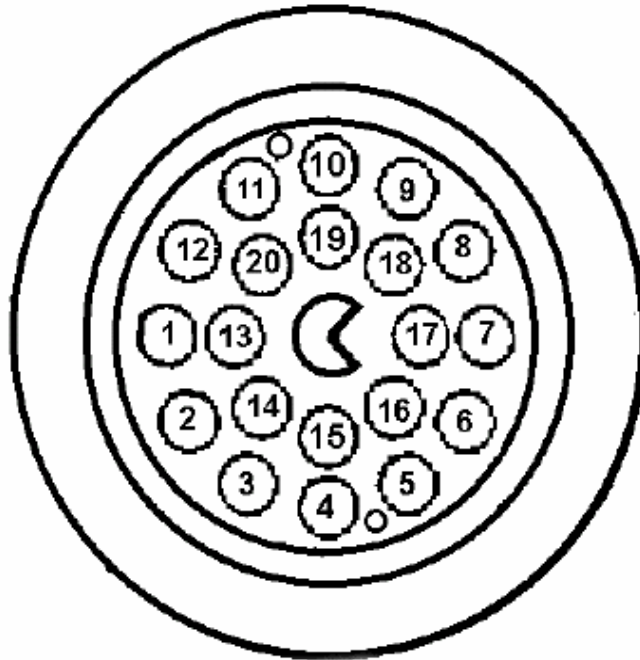
Pin 9 – K line

Pin 5 - +12V

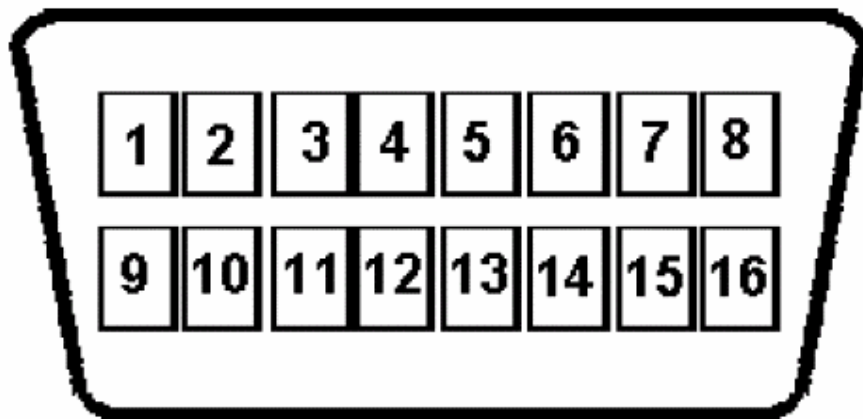
Pin 6 - GND

Using these pictures you can erase airbag “on the table” – you must connect GND, +12V, and Diagnostic line between airbag sensor and BMW Airbag Eraser, connect power supply to GND and +12V and use Eraser like in the car. **After erasing don't connect power supply again – BMW airbag sensor is very sensitive and can write “controller malfunction” error after connection on the table without car.**

OBDII – BMW 20 pin connection diagram (or you can use any OBDII to BMW converter):



BMW 20 pins connector



BMW OBDII connector

BMW OBDII connector	BMW 20 pins connector
7	20 (Diagnostic)
8	20 (Diagnostic)
16	14 (+12V)
4	19 (GND)
5	19 (GND)