



## Programmer Orange-5 - License M08V

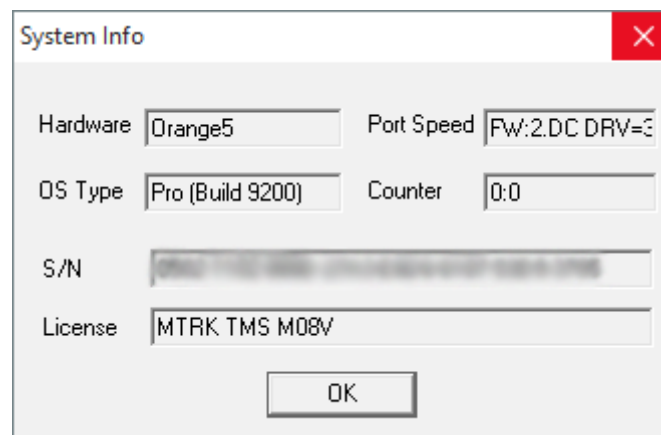
The additional license for Orange-5 programmer currently supports work with the following types of Motorola/Freescale controllers:

908AB32,908AP32A,908GP32,  
908KX2,908LJ12,908LK24,  
908QC16, 908GR16A,  
908GR48A,908GZ60.

Accessing the FLASH area of these controllers is available only after entering correct 8bit password (SS code). Programmer Orange-5 with License M08V installed can perform fast scan for the password.

### ***License Installation:***

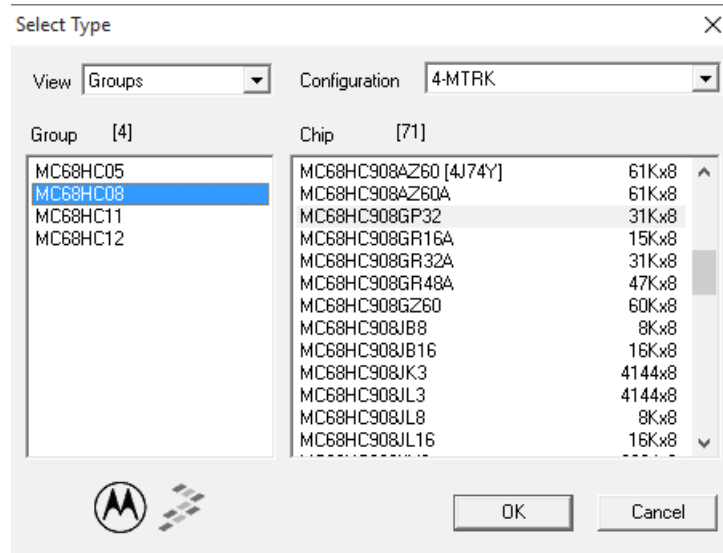
1. The license requires Orange-5 base software version 1.34 or higher
2. Place file lic0004.lix in the root directory of Orange-5 software (where orange.exe is located)
3. Connect programmer to USB and start **Orange.exe**
4. Select **Help -> System Information**, then press **OK** . Perform this operation once again [ Help->System Information ] now in the license tab M08V should be displayed:



5. After confirmation that the license is active in System Information you may delete lic0004.lix as it will no longer be required.

## Work order:

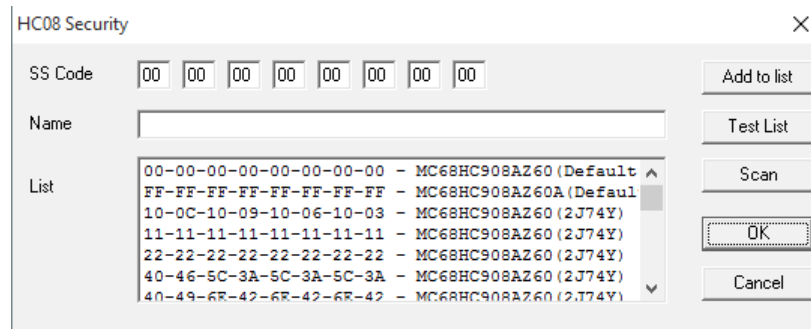
1. Select the appropriate micro scheme type in configuration menu 4-MTRK , subgroup MC68HC08.



2. Connect the controller in accordance to specification [*Help->Chip Pinout*]

**NB.:** Connecting power and frequency (OSC) is mandatory

3. Select in menu **Device -> Skip SEC**



4. Press button "**Scan**". After the operation is complete, which will take several minutes, in the SS Code field the password will be displayed. For future use you may add it to the list of already known passwords . In order to do this write **Name** and press "**Add to list**".