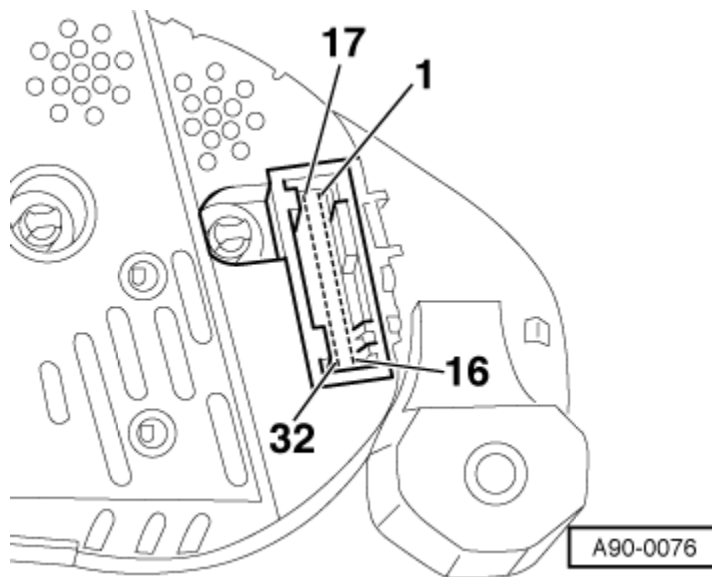


Pin assignment at multi-pin connectors on instrument cluster - vehicles from model year 1998

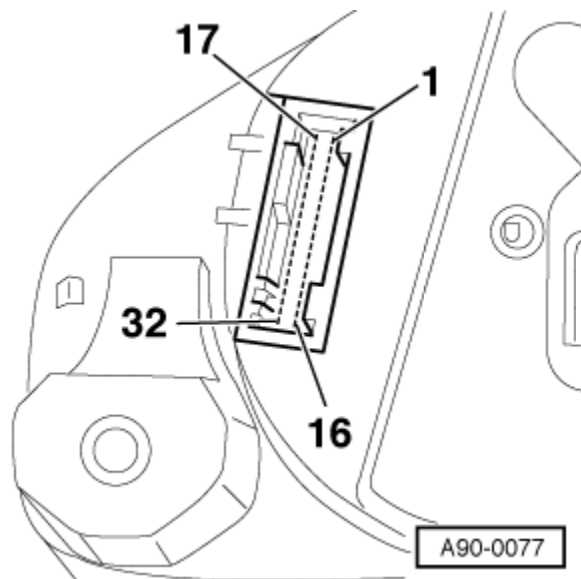
Multi-pin connector, 32-pin, blue



1. Terminal 15
2. Turn signal (right-side)
3. Speedometer output 1
4. Not used
5. Fuel gauge sender
6. Airbag
7. Terminal 31 (sensor earth)
8. Coolant temperature
9. Terminal 31 (load earth)
10. Oil pressure switch
11. Engine speed signal
12. Terminal 61
13. Glow period warning lamp or CAT
14. Self-levelling suspension
15. Terminal 58d
16. Trailer turn signal / fault in engine electrical system
17. Main beams
18. Turn signal (left-side)

19. ABS
20. Terminal 58s
21. Door contact, driver's side
22. Coolant level low
23. Terminal 30
24. Terminal 31 (load earth)
25. K wire
26. Right parking light
27. Left parking light
28. Speedometer input
29. Brake fluid level/pressure
30. S contact
31. Belt buckle
32. ESP

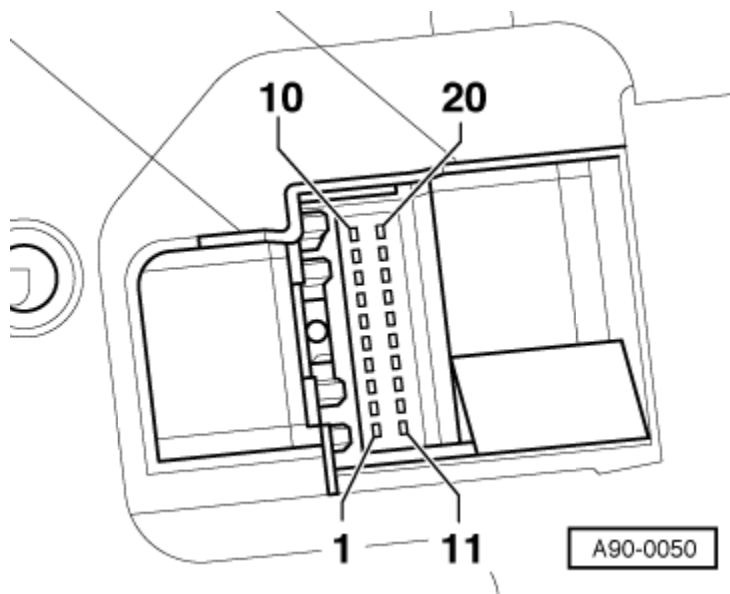
Multi-pin connector, 32-pin, green



1. Not used
2. Transponder 1
3. Not used
4. Immobilizer
5. W wire
6. Boot lid/tailgate (Lowline version only)
7. Brake pads (Highline version only)
8. Not used
9. Not used

10. Fuel tank warning output signal for engine control unit (only on 6-cylinder TDI and on export versions for USA)
11. Standing time output
12. Air conditioner shut-off
13. Handbrake
14. Electronic throttle
15. Parking lights
16. Not used
17. Transponder 2
18. Not used
19. Not used
20. Not used
21. Oil temperature
22. Not used
23. Not used
24. Not used
25. Not used
26. Not used
27. Not used
28. Not used
29. Terminal 58d (external dimmer potentiometer)
30. Speedometer output 2
31. Not used
32. Not used

Multi-pin connector, 20-pin, red



1. Fuel consumption signal
2. Not used
3. Not used
4. Not used
5. Ambient temperature
6. Selector lever position indicator
7. Not used
8. Not used
9. Washer fluid low
10. Hydraulic pressure
11. On-board computer reset
12. Clock signal for radio frequency display
13. Data signal for radio frequency display
14. On-board computer, left
15. Enable signal for radio frequency display
16. Tail lights / dipped beams (bulb monitor)
17. Glow plug relay (on TDI engines the low-voltage monitor in the instrument cluster is disabled while the glow plugs are activated)
18. On-board computer, right
19. Brake light
20. Not used