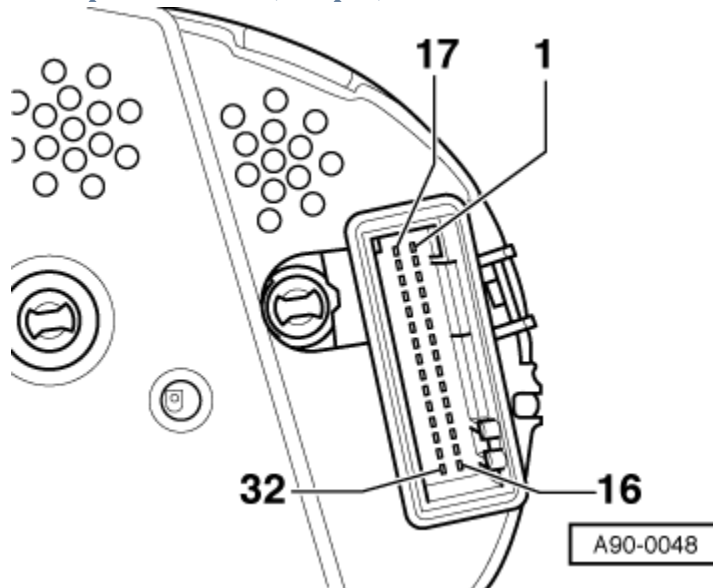


# Audi TT 1999-2006 Instrument cluster up to vehicle ID No. 8N\_Y\_050 000

---

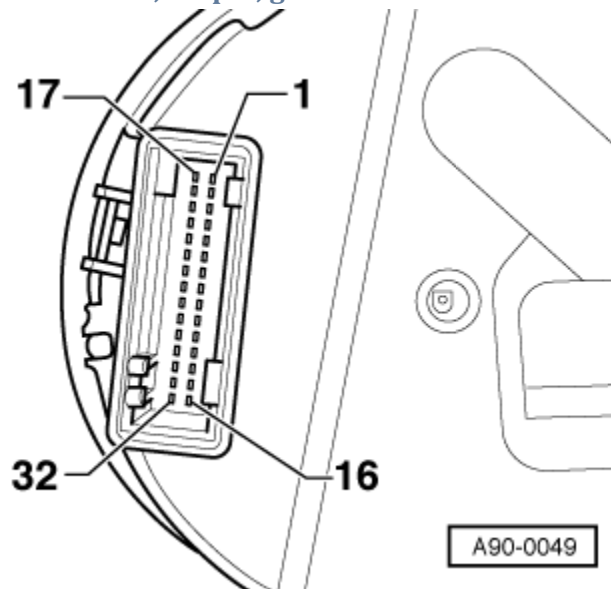
## Multi-pin connector, 32-pin, blue



1. Terminal 15
2. Brake pad wear
3. Speedometer (output 1)
4. Not used
5. Fuel gauge sender
6. Fuel tank warning OBD 2
7. Terminal 31 (sensor earth)
8. Coolant temperature
9. Terminal 31 (load earth)
10. Oil pressure 2 (high)
11. Engine speed signal
12. Air conditioner shut-off
13. Electronic throttle
14. Convertible roof
15. Terminal 58d
16. Not used
17. Main beams
18. Turn signal (left-side)
19. Not used
20. Terminal 58s
21. Door contact, driver's side
22. Coolant level low
23. Terminal 30
24. Terminal 31 (load earth)
25. Fuel consumption signal

- 26. Right parking light
- 27. Left parking light
- 28. Speedometer input
- 29. Brake fluid low
- 30. S contact
- 31. Speedometer (output 2)
- 32. ESP/ASR (TCS)

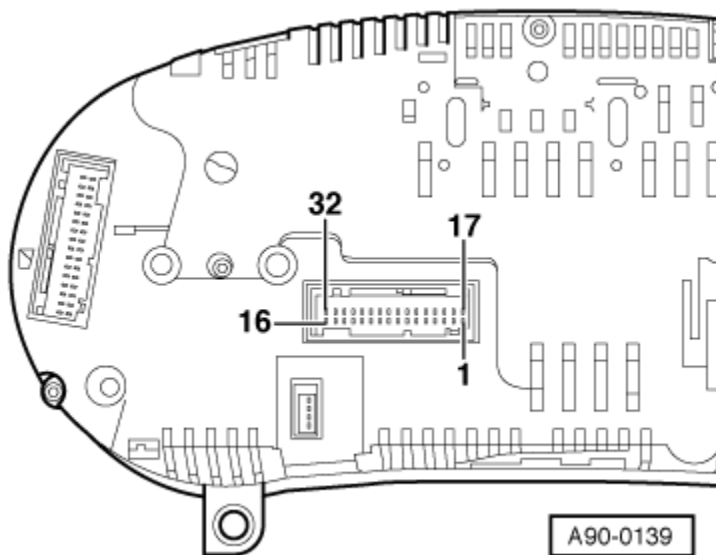
**Multi-pin connector, 32-pin, green**



- 1. Door contact (both doors)
- 2. Transponder 1
- 3. Not used
- 4. Not used
- 5. W wire
- 6. Rear lid
- 7. Turn signal (right-side)
- 8. Not used
- 9. Not used
- 10. Airbag
- 11. Standing time output
- 12. Terminal 61
- 13. Handbrake
- 14. Engine check system
- 15. Oil level/oil temperature
- 16. Not used
- 17. Transponder 2
- 18. CAN high, power train (+)
- 19. CAN high, power train (-)
- 20. CAN high, power train (screening)
- 21. ABS warning

22. CAN low, convenience (+)
23. CAN low, convenience (-)
24. CAN low, convenience (screening)
25. Bonnet
26. Fuel tank flap
27. Belt buckle
28. K wire
29. Ambient temperature input
30. Terminal 58de (external dimmer potentiometer)
31. Selector lever display
32. HRC (headlight range control)

### Multi-pin connector, 32-pin, grey

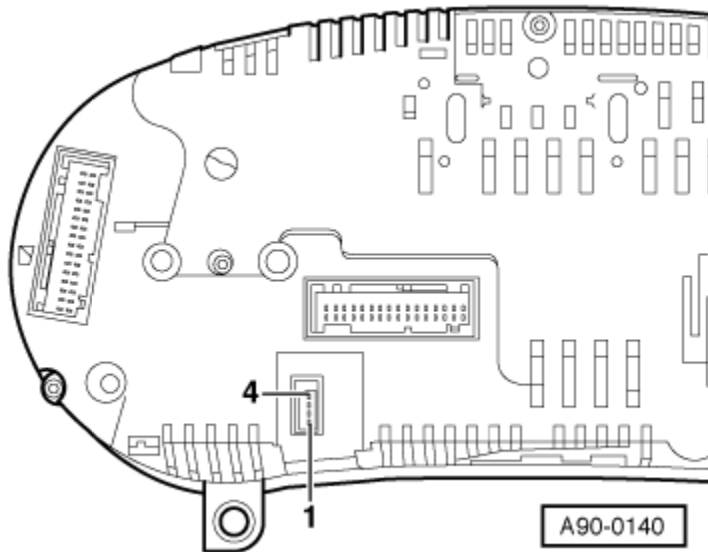


1. Menu switch (menu)
2. Menu switch (out A)
3. Menu switch (out B)
4. Menu switch (enter)
5. CAN high, display (+)
6. CAN high, display (-)
7. CAN high, display (screening)
8. Door contact, passenger's side
9. Not used
10. Not used
11. Enable
12. Clock
13. Data
14. Brake light
15. Washer fluid level
16. Tail light/dipped beam
17. Driver information system (DIS), left-side

18. Driver information system (DIS), right-side
19. Driver information system (DIS), Reset
20. Not used
21. Summer/winter switching
22. Not used
23. Control group 1, Navigation system
24. Control group 2, Navigation system
25. Not used
26. Not used
27. Not used
28. Not used
29. Not used
30. Not used
31. Not used
32. Not used

---

**Multi-pin connector, 4-pin, black, for radio-controlled clock**



1. Radio-controlled clock signal (data)
2. Radio clock 5 V
3. Not used
4. Radio-controlled clock earth